

GCL-P6/72

HIGH EFFICIENCY
MULTICRYSTALLINE MODULE

GCL-P6/72 320-340 Watt

340^W

MAXIMUM POWER OUTPUT

17.5%

MAXIMUM MODULE EFFICIENCY

0~+5^W

POWER OUTPUT GUARANTEE

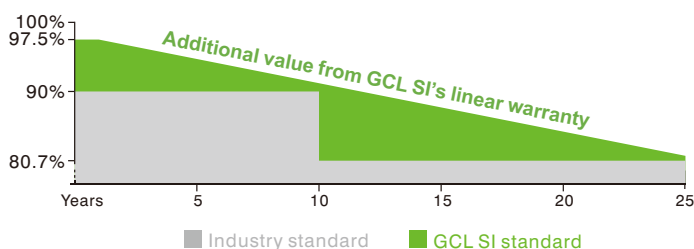
Trust GCL to Deliver Reliable Performance Over Time

- World-class manufacturer of crystalline silicon photovoltaic modules
- Fully automatic facility and world-class technology
- Rigorous quality control to meet the highest standard:
ISO9001:2008, ISO 14001: 2004 and OHSAS: 18001 2007
- Tested for harsh environments (salt mist, ammonia corrosion and sand blowing test: IEC 61701, IEC 62716, DIN EN 60068-2- 68)
- Long term reliability tests
- 2*100% EL inspection ensuring defect-free modules

LINEAR PERFORMANCE WARRANTY

10 Years Product Warranty

25 Years Linear Power Warranty



Ideal choice for large scale ground installation



High conversion efficiency due to top quality wafer and advanced cell technology



Selected encapsulating material and stringent production process control ensure product highly PID resistant and snail trails free



Passed sand blowing test, salt mist test and ammonia test; flexible for harsh environments



Optimized system performance by module level current sorting



Special cell process ensures great performance in low irradiance environment



Additional yield and easy maintenance with high transparent self-cleaning glass

Additional insurance backed by Swiss RE



Bringing Green Power to Life

HIGH EFFICIENCY MULTICRYSTALLINE MODULE

TYPE (STC)	GCL-P6/72 320	GCL-P6/72 325	GCL-P6/72 330	GCL-P6/72 335	GCL-P6/72 340
Maximum Power P _{max} (W)	320	325	330	335	340
Maximum Power Voltage V _m (V)	37.4	37.6	37.8	38.0	38.2
Maximum Power Current I _m (A)	8.56	8.64	8.73	8.82	8.90
Open Circuit Voltage V _{oc} (V)	45.8	46	46.2	46.4	46.6
Short Circuit Current I _{sc} (A)	9.17	9.24	9.33	9.41	9.49
Module Efficiency (%)	16.5	16.7	17.0	17.3	17.5
Power Output Tolerance P _m (W)	0~+5				

ELECTRICAL DATA (NOCT)

Maximum Power P _{max} (W)	236.67	240.82	243.94	247.79	251.32
Maximum Power Voltage V _m (V)	34.3	34.6	34.7	34.9	35.1
Maximum Power Current I _m (A)	6.90	6.96	7.03	7.10	7.16
Open Circuit Voltage V _{oc} (V)	42.4	42.6	42.7	42.9	43.1
Short Circuit Current I _{sc} (A)	7.41	7.47	7.54	7.61	7.67

MECHANICAL DATA

Solar Cells	Poly 156.75×156.75mm (6 inches)
Cell Orientation	72 Cells (6×12)
Module Dimensions	1956×992×35mm (77 × 39.05 × 1.38 inches)
Weight	22.2 kg
Glass	High transparency solar glass 3.2mm (0.13 inches)
Backsheet	White
Frame	Silver, anodized aluminium alloy
J-Box	IP68 Rated
Cables	4.0mm² (0.006 inches²), 1200mm (47.2 inches)
Connector	Original MC4 or Compatible
Wind Load/ Snow Load	2400Pa/5400Pa*

TEMPERATURE RATINGS

Nominal Operating Cell Temperature (NOCT)	$45 \pm 2^{\circ}\text{C}$
Temperature Coefficient of P_{MAX}	$-0.41\%/^{\circ}\text{C}$
Temperature Coefficient of V_{oc}	$-0.32\%/^{\circ}\text{C}$
Temperature Coefficient of I_{sc}	$+0.055\%/^{\circ}\text{C}$

MAXIMUM RATINGS

Operational Temperature	-40~+85°C
Maximum System Voltage	1000V DC(IEC)
Max Series Fuse Rating	15A

WARRANTY

10 years Product Workmanship Warranty

25 years Linear Power Warranty

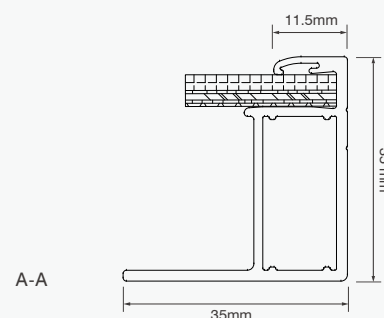
PACKAGING CONFIGURATION

Modules per box: 30 pieces

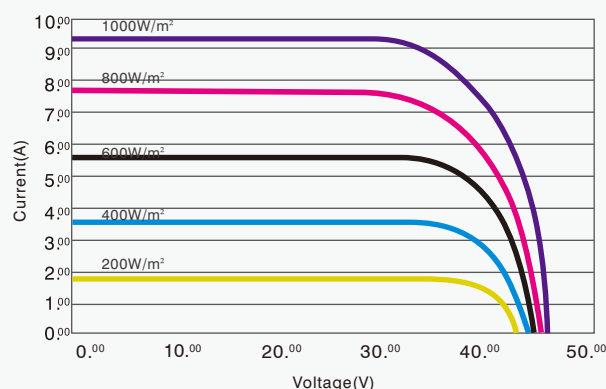
Modules per 40'HD container: 720 pieces

[illegible]

Back View



I-V CURVES OF MODULE(330W)



Excellent performance under weak light conditions: at an irradiation intensity of 200W/m² W/m(AM 1.5, 25 °C), 96.5% or higher of the STC efficiency (1000 W/m²) is achieved



Bringing Green Power to Life

<http://en.gclsi.com>

GCL-EN-P6/72-2017-V2.1

CAUTION: READ INSTALLATION MANUAL BEFORE USING THE PRODUCT

©2016 GCL System Integration Technology Co., Ltd. All rights reserved. Specifications included in this datasheet are subject to change without notice.